

## DIRECT ACTING HYDRAULIC CONTROL

**Built for  
ALL Makes  
of Motor Graders**



SHOWN WITH OPTIONAL  
MANUAL SLIDING REAR MOUNT

### STANDARD FEATURES

- **MECHANICAL FLOAT** on Inboard and Outboard ends with **OVERRIDE** for applying Positive Down Pressure
- **TELESCOPIC PUSH POLE** with Shear Pin and Spring Cushion
- **INSTALLATION PACKAGE** including hoses
- Nitrided Telescopic Cylinder to resist corrosion
- Cutting Edges - 5/8" x 8" flat with 5/8" bolts on 12" centers
- Manual **PITCH CONTROL**

### OPTIONS:

- 14 foot Moldboard
- Frame or Ripper Mount
- Manual **SLIDING REAR MOUNT** for positioning Push Pole
- **HYDRAULIC OPTION** available for Sliding Rear Mount, Pitch Control and Telescopic Push Pole

### NEW OPERATION

- Direct Acting Hydraulic Control
- One Valve Parallel Lift
- Pitch Adjustment
- Improved interaction with main moldboard
- Float and positive downpressure
- Slimline Polyslide Mast
- Inboard corner clears road at start of lift
- Wing **POWERS DOWN** for smooth operation

# Make Your Machine More Machine



**OUTBOARD FLOAT MECHANISM**  
with Override Capability  
for Positive Downpressure



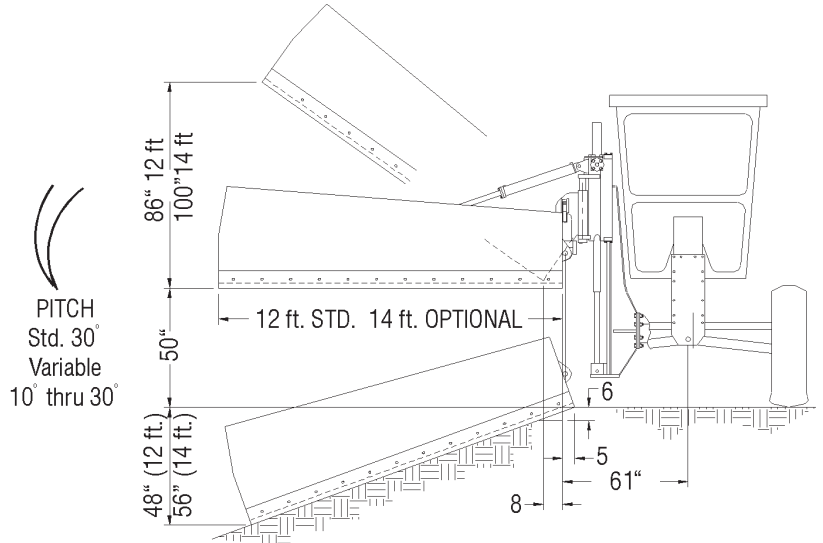
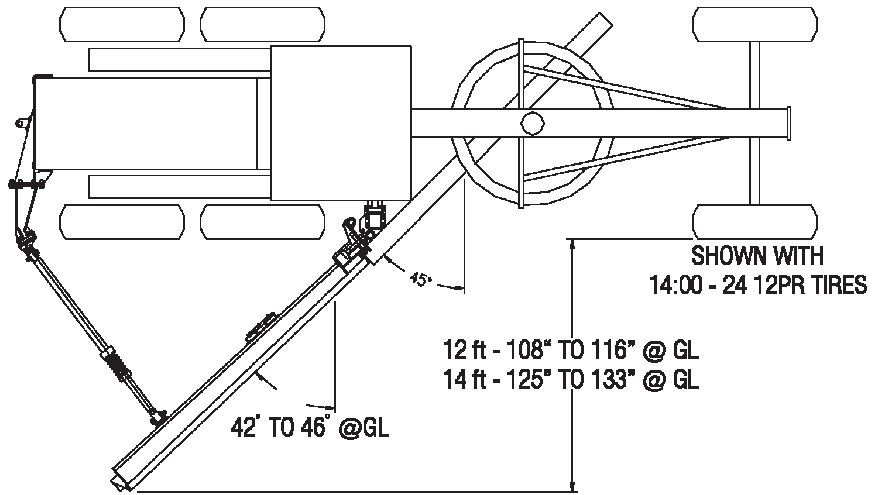
**PUSH POLE**  
Spring Cushioned - Telescopic  
c/w Shear Pin



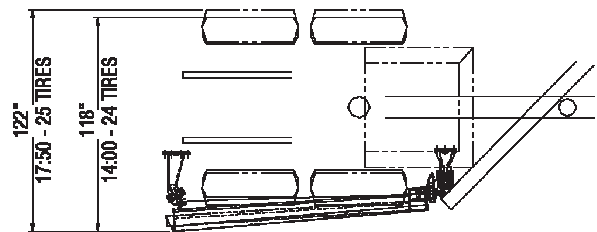
**INBOARD FLOAT**  
with Override Capability  
for Positive Downpressure  
&  
**PITCH CONTROL**  
with Shear Pin

Weight 3800 - 4000 lbs.  
Dependant on options

## OPERATING RANGE



## TRANSPORT RANGE



Dimensions shown on  
Cat 140/160H

